

## P/N: 72501-0203

### Copyright

© 2016, FLIR Systems, Inc.

All rights reserved worldwide. Names and marks appearing herein are either registered trademarks or trademarks of FLIR Systems and/or its subsidiaries. All other trademarks, trade names or company names referenced herein are used for identification only and are the property of their respective owners.

### Document identity

Publ. No.: 72501-0203

Release:

Commit: 39061

Language: en-US

Modified: 2016-12-15

Formatted: 2016-12-16

### Website

<http://www.flir.com>

### Customer support

<http://support.flir.com>

### Disclaimer

Specifications subject to change without further notice. Camera models and accessories subject to regional market considerations. License procedures may apply. Products described herein may be subject to US Export Regulations. Please refer to [exportquestions@flir.com](mailto:exportquestions@flir.com) with any questions.



General description	
The FLIR T1030sc is designed for the expert requiring the highest performance and the latest technology available. The camera combines excellent ergonomics and feature-rich flexibility with superior image quality at an infrared resolution of 1024 × 768 pixels. High accuracy and sensitivity together with radiometric recording and streaming options make the FLIR T1030sc well suited for advanced research and development.	
Benefits:	
<ul style="list-style-type: none"> <li>Tailor made for research and development: The FLIR T1030sc has high accuracy and high sensitivity, to accurately measure the smallest temperature differences. With real-time radiometric recording, it is possible to capture fast events on the camera's SD card for further analysis by the supplied analysis software.</li> <li>Flexible and feature rich: A wide variety of measuring and analysis functions make the FLIR T1030sc flexible for your every need. Two programmable buttons provide easy access to favorite functions.</li> <li>Highest performance with the latest technology: The FLIR T1030sc is equipped with the innovative Multi Spectral Dynamic Imaging (MSX) feature, which produces an image richer in detail than ever before. With its continuous autofocus, the FLIR T1030sc is a fully automatic infrared camera.</li> <li>Support for UltraMax: When enabling UltraMax in the camera, the resolution of images can be substantially enhanced when importing the images into FLIR Tools.</li> </ul>	
Imaging and optical data	
IR resolution	1024 × 768 pixels
MSX resolution	1024 × 768 pixels
UltraMax	Yes
Thermal sensitivity/NETD	<20 mK @ +30°C (+86°F)
Field of view (FOV)	45° × 34°
Minimum IR focus distance	0.2 m (0.66 ft.)
Minimum IR-visual alignment distance	0.5 m (1.64 ft.)
Focal length	21.2 mm (0.83 in.)
Spatial resolution (IFOV)	0.80 mrad
Lens identification	Automatic
F-number	1.1
Image frequency	30 Hz
Focus	One shot or manual

P/N: 72501-0203

© 2016, FLIR Systems, Inc.


#72501-0203; r. /39061; en-US

<b>Imaging and optical data</b>	
Digital zoom	1–8× continuous
Digital image enhancement	Adaptive digital noise reduction
<b>Detector data</b>	
Detector type	Focal plane array (FPA), uncooled microbolometer
Spectral range	7.5–14 µm
Detector pitch	17 µm
Time constant	< 10 ms
<b>Image presentation</b>	
Display	Built-in touch screen, 4.3 in. wide screen LCD, 800 × 480 pixels
Display type	Capacitive touch screen
Auto orientation	Automatic landscape or portrait
Viewfinder	Built-in 800 × 480 pixels
Automatic image adjustment	Continuous, histogram based
Automatic image adjustment, type	Standard or histogram based on the image content
Manual image adjustment	Linear based, possible to adjust level/span/max./min.
<b>Image presentation modes</b>	
Image modes	Thermal, thermal MSX, picture in picture, digital camera
Infrared image	Full color infrared image
Visual image	Full color visual image
Multi Spectral Dynamic Imaging (MSX)	Thermal image with enhanced detail presentation
Picture in Picture	Resizable and movable infrared area on the visual image
Gallery	<ul style="list-style-type: none"> <li>Review thumbnail/full image on the camera</li> <li>Edit measurements/palettes/image modes on the camera</li> </ul>

P/N: 72501-0203

© 2016, FLIR Systems, Inc.

#72501-0203; r. /39061; en-US

Measurement	
Object temperature range	<ul style="list-style-type: none"> <li>• -40 to +150°C (-40 to +302°F)</li> <li>• 0 to +650°C (+32 to +1202°F)</li> <li>• +300 to +2000°C (+572 to +3632°F)</li> </ul>
Accuracy	<ul style="list-style-type: none"> <li>• ±1°C (±1.8°F) or ±1% @ 25°C (77°F) for temperatures between 5 and 150°C (41 and 302°F), in range -40 to 150°C (-40 to 302°F)</li> <li>• ±2°C (±3.6°F) or ±2% of reading @ 25°C (77°F) for temperatures between -40 and 2000°C (-40 and 3632°F)</li> </ul> <div>  <b>NOTE</b>            For HSI (high-speed interface) use, above 30 Hz frame rate, the typical accuracy will be ±2.5°C (±4.5°F), or 2.5% of reading @ 25°C (77°F).         </div>
Measurement analysis	
Spotmeter	10
Area	5 + 5 areas (boxes and circles) with max./min./average
Profile	1 line profile with max./min. temperature
Automatic hot/cold detection	Auto hot or cold spotmeter markers within the area and profile
Measurement presets	No measurements, Center spot, Hot spot, Cold spot, User preset 1, User preset 2
User presets	The user can select and combine measurements from any number of spots/boxes/circles/profiles/delta
Difference temperature	Delta temperature between the measurement functions and the reference temperature
Reference temperature	Manually set using the difference temperature
Atmospheric transmission correction	Automatic, based on the inputs for distance, atmospheric temperature, and relative humidity
Optics transmission correction	Automatic, based on signals from internal sensors
Emissivity correction	Variable from 0.01 to 1.0 or selected from the materials list
Reflected apparent temperature correction	Automatic, based on the input of the reflected temperature
External optics/windows correction	Automatic, based on the inputs of the window transmission and temperature
Measurement corrections	Emissivity, reflected temperature, relative humidity, atmospheric temperature, object distance, external infrared window compensation
Colors (palettes)	Iron, Rainbow, Rainbow HC, White hot, Black hot, Arctic, Lava
Alarm	
Color Alarm (isotherm)	Above/below/interval
Measurement function alarm	Audible/visual alarms (above/below) on any selected measurement function

P/N: 72501-0203

© 2016, FLIR Systems, Inc.

#72501-0203; r. /39061; en-US

<b>Set-up</b>	
Set-up commands	Define user presets, Save options, Programmable button, Reset options, Set up camera, Wi-Fi, GPS & compass, Bluetooth, Language, Time & units, Camera information
Languages	Arabic, Czech, Danish, Dutch, English, Finnish, French, German, Greek, Hungarian, Italian, Japanese, Korean, Norwegian, Polish, Portuguese, Russian, simplified Chinese, Swedish, traditional Chinese, Turkish
<b>Service functions</b>	
Camera software update	Use PC software FLIR Tools
<b>Storage of images</b>	
Image storage	Standard JPEG, including digital image and measurement data, on a memory card
Storage media	Removable media SD or SDHC card. Class 10 or better recommended
Image storage mode	<ul style="list-style-type: none"> <li>Simultaneous storage of thermal and digital images in the same JPEG file</li> <li>Option to store a digital photo as a separate JPEG file</li> </ul>
Time lapse	15 seconds to 24 hours
File formats	<ul style="list-style-type: none"> <li>Standard JPEG, measurement data included</li> <li>CSQ, measurement data included</li> </ul>
File formats, visual	Standard JPEG, automatically associated with the corresponding thermal image
<b>Image annotations</b>	
Voice	60 seconds (via Bluetooth) stored with the image
Text	Add table, select between predefined templates
Image description	Add short note (stored in the JPEG exif tag)
Sketch	<ul style="list-style-type: none"> <li>Draw on the thermal/digital image or add predefined stamps</li> <li>Separate PC software with extensive report generation</li> </ul>
<b>Geographic Information System</b>	
GPS	Location data automatically added to every image from the built-in GPS
Compass	Camera direction automatically added to every image
<b>Video recording in camera</b>	
Radiometric IR-video recording	Real-time radiometric recording (RTRR) to the memory card
Non-radiometric IR-video recording	H.264 to the memory card
Visual video recording	H.264 to the memory card

P/N: 72501-0203

© 2016, FLIR Systems, Inc.

#72501-0203; r. /39061; en-US

Video streaming	
Radiometric IR-video streaming	<ul style="list-style-type: none"> <li>Full dynamic un-compressed 120 Hz 16-bit full frame (2 Gbit) to a PC using an HSI box</li> <li>Real-time radiometric streaming 30 Hz (RTRS) via USB</li> </ul>
Non-radiometric IR-video streaming	<ul style="list-style-type: none"> <li>H.264 video using Wi-Fi</li> <li>H.264 video using USB</li> </ul>
Visual video streaming	<ul style="list-style-type: none"> <li>H.264 video using Wi-Fi</li> <li>H.264 video using USB</li> </ul>
Windowing	<ul style="list-style-type: none"> <li>30 Hz: 1024 × 768 (full image height)</li> <li>Based on 30 Hz: 120 Hz windowing 1024 × 192 (¼ of full image height), for range -40 to +150°C (-40 to +302°F)</li> <li>120 Hz: 1024 × 768 (full image height)</li> <li>Based on 120 Hz: 240 Hz windowing 1024 × 384 (½ of full image height), for range 0 to +650°C (+32 to +1202°F) and range +300 to +2000°C (+572 to +3632°F)</li> </ul>
Digital camera	
Built-in digital camera	5 Mpixel with LED light
Digital camera	Field of view adapts to the infrared lens
Video lamp	Built-in LED light
Laser pointer	
Laser	Activated by a dedicated button
Laser alignment	Position is automatically displayed on the infrared image
Laser classification	Class 2
Laser type	Semiconductor AlGaInP diode laser, 1 mW, 635 nm (red)
Data communication interfaces	
Interfaces	USB Micro-B, Bluetooth, Wi-Fi, HDMI, USB3 Vision via HSI box
Bluetooth	Communication with a headset
Wi-Fi	Infrastructure (network) or AP
SD Card	One card slot for removable SD memory cards
Audio	Microphone headset via Bluetooth for the voice annotation of images
USB	
USB	USB Micro-B: data transfer to and from a PC, uncompressed colorized video
USB, standard	<ul style="list-style-type: none"> <li>USB 2.0 High Speed</li> <li>USB Micro-B connector</li> <li>USB3 Vision via HSI box</li> </ul>

**P/N: 72501-0203**

© 2016, FLIR Systems, Inc.

#72501-0203; r. /39061; en-US

<b>Video</b>	
Video out	<ul style="list-style-type: none"> <li>HDMI 640 × 480</li> <li>HDMI 1280 × 720</li> <li>DVI 640 × 480</li> <li>DVI 800 × 600</li> </ul>
Video, connector type	HDMI type C
<b>Radio</b>	
Wi-Fi	<ul style="list-style-type: none"> <li>Standard: 802.11 b/g/n</li> <li>Frequency range: 2412–2462 MHz</li> <li>Max. output power: 15 dBm</li> </ul>
Bluetooth	Frequency range: 2402–2480 MHz, supports 2.1 and 4.0
Antenna	Internal
<b>Power system</b>	
Battery type	Rechargeable Li ion battery
Battery operating time	>2.5 hours at 25°C (+68°F) and typical use
Charging system	In camera (AC adapter or 12 V from a vehicle) or two-bay charger
Charging time	2.5 hours to 90% capacity, charging status indicated by LEDs
Charging temperature	0–45°C (32–113°F)
External power operation	AC adapter 90–260 V AC, 50/60 Hz or 12 V from a vehicle (cable with a standard plug, optional)
Power management	Automatic power-off functionality, user configurable between 5 minutes, 20 minutes, and no automatic shutdown
<b>Environmental data</b>	
Operating temperature range	–15°C to +50°C (+5°F to +122°F)
Storage temperature range	–40 to +70°C (–40 to +158°F)
Humidity (operating and storage)	IEC 60068-2-30 / 24 hours, 95% relative humidity, 25–40°C (77–104°F) / 2 cycles
EMC	<ul style="list-style-type: none"> <li>ETSI EN 301 489-1 (radio)</li> <li>ETSI EN 301 489-17</li> <li>EN 61000-6-2 (Immunity)</li> <li>EN 61000-6-3 (Emission)</li> <li>FCC 47 CFR Part 15 Class B (Emission)</li> <li>ICES-003</li> </ul>
Radio spectrum	<ul style="list-style-type: none"> <li>ETSI EN 300 328</li> <li>FCC Part 15.247</li> <li>RSS-247 issue 1</li> </ul>
Encapsulation	IP 54 (IEC 60529)
Shock	25 g (IEC 60068-2-29)
Vibration	2 g (IEC 60068-2-6)

P/N: 72501-0203

© 2016, FLIR Systems, Inc.

#72501-0203; r. /39061; en-US

Environmental data	
Safety	EN/UL/CSA/PSE 60950-1
Ergonomics	The viewfinder plus the 120° rotating optical block allow you to point the camera in multiple directions while maintaining a comfortable position
Physical data	
Weight	2.0 kg (4.3 lb.)
Camera size, excl. lens (L × W × H)	167.2 mm × 204.5 mm × 188.3 mm (6.6 in. × 8.0 in. × 7.4 in.)
Tripod mounting	UNC ¼"-20
Housing material	Magnesium
Warranty information	
Warranty	<ul style="list-style-type: none"> <li>• 2 years parts and labor coverage on the camera</li> <li>• 5 years coverage on the battery</li> <li>• 10 years coverage on the detector – the most vital part of the whole camera</li> </ul>
Shipping information	
List of contents	<ul style="list-style-type: none"> <li>• Infrared camera with lens</li> <li>• Battery (2 ea.)</li> <li>• Battery charger</li> <li>• Bluetooth headset</li> <li>• Calibration certificate</li> <li>• FLIR Tools+ license card</li> <li>• FLIR T10xx SC kit (in separate hard transport case): <ul style="list-style-type: none"> <li>◦ High-speed interface</li> <li>◦ USB cable (USB 3), 3 m (10 ft.)</li> <li>◦ Digital I/O connector</li> <li>◦ FLIR ResearchIR Max license card</li> <li>◦ Printed documentation</li> </ul> </li> <li>• Hard transport case</li> <li>• HDMI-HDMI cable</li> <li>• Lens cap</li> <li>• Memory card</li> <li>• Neck strap</li> <li>• Power supply, including multi-plugs</li> <li>• Printed documentation</li> <li>• USB cable, Std A to Micro-B</li> </ul>
EAN-13	7332558010327
UPC-12	845188010966
Country of origin	Sweden

## Supplies & accessories

- T199064; IR lens f=36mm (28°) with case
- T199065; Close-up lens 3x (51 micron) with case
- T199066; IR lens f=21.2mm (45°) with case
- T199077; IR lens f=83.4mm (12°) with case
- T910814; Power supply, incl. multi plugs
- T198126; Battery charger, incl. power supply with multi plugs T6xx

---

**P/N: 72501-0203**

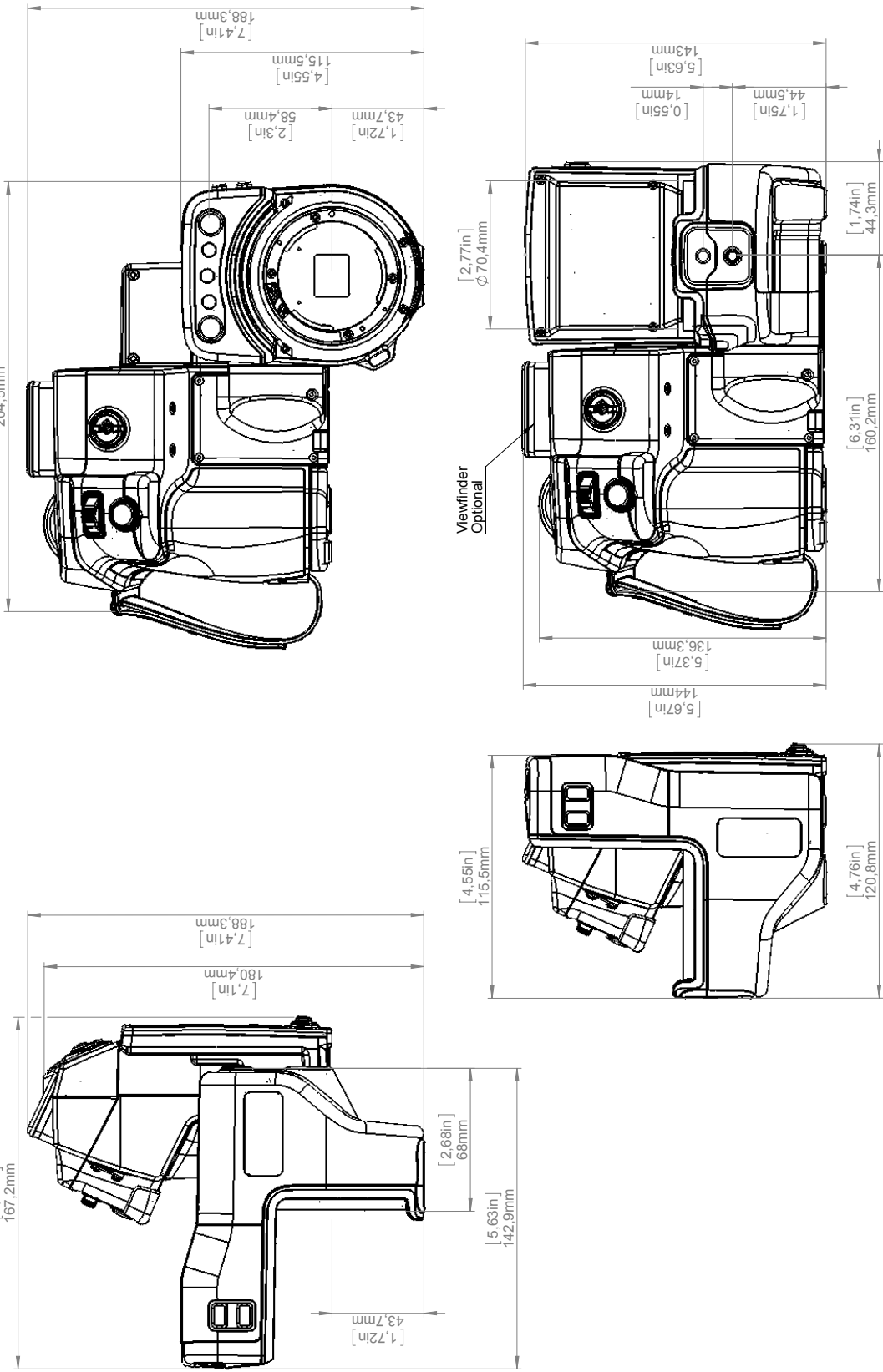
© 2016, FLIR Systems, Inc.

#72501-0203; r. /39061; en-US

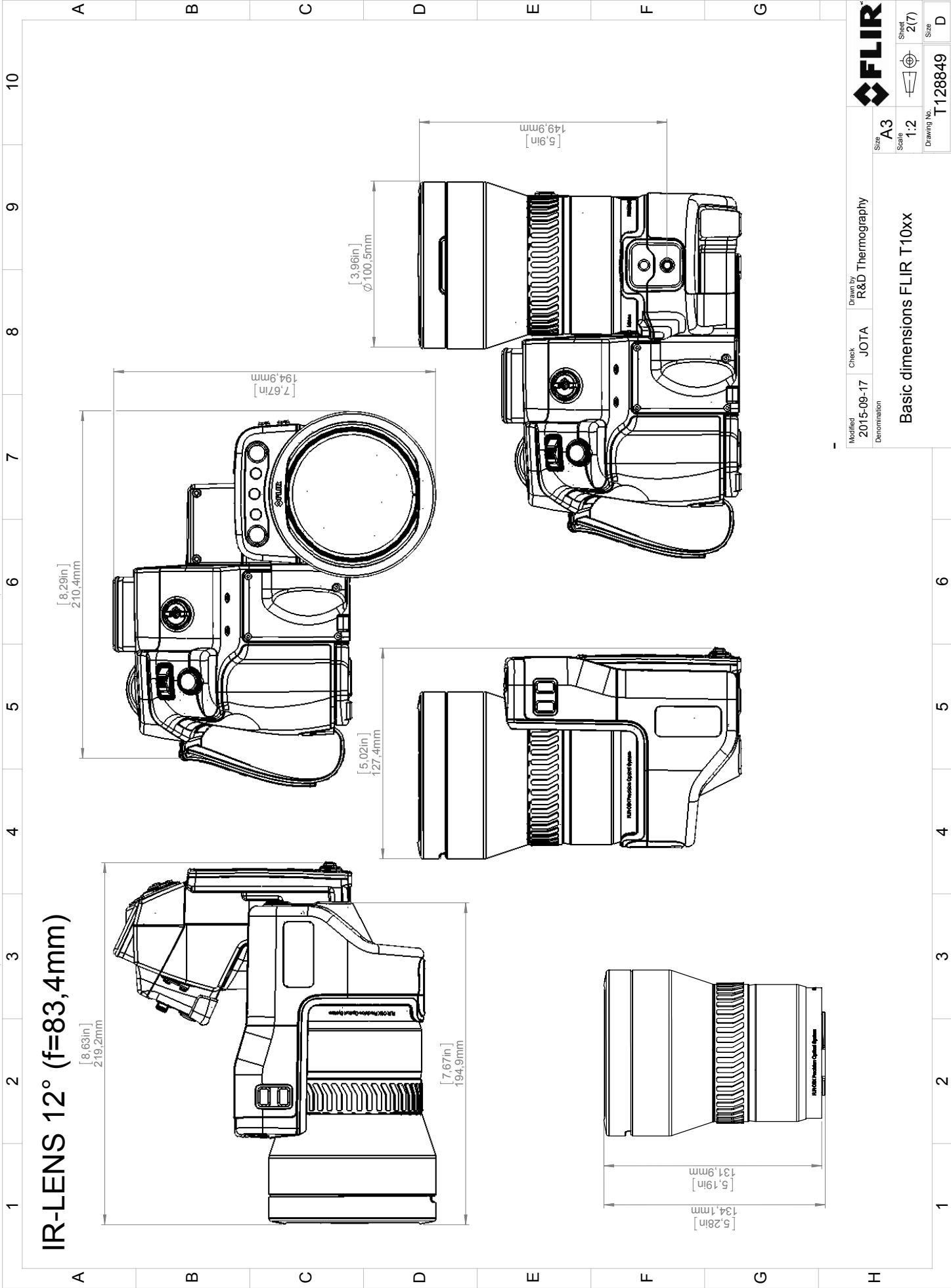
- T198506; Li-Ion Battery pack 3.7V 29Wh
- T199406ACC; Battery Li-ion 3.7 V, 7.8 Ah, 29 Wh
- T911650ACC; Memory card SD Card 8 GB
- T198509; Cigarette lighter adapter kit, 12 VDC, 1.2 m/3.9 ft.
- T910930ACC; HDMI type C to DVI cable 1.5 m
- T910891ACC; HDMI type C to HDMI type A cable 1.5 m
- 72500-0002; FLIR T10xx SC kit
- T198497; Large eyecup
- T197771ACC; Bluetooth Headset
- T911093; Tool belt
- T198533; USB cable Std A <-> Micro B
- T198586; FLIR Reporter Professional (license only)
- T198584; FLIR Tools
- T198583; FLIR Tools+ (download card incl. license key)
- DSW-10000; FLIR IR Camera Player
- APP-10002; FLIR Tools Mobile (Android Application)
- APP-10003; FLIR Tools Mobile (iPad/iPhone Application)
- APP-10004; FLIR Tools (MacOS Application)
- T198697; FLIR ResearchIR Max + HSDR 4 (hardware sec. dev.)
- T199014; FLIR ResearchIR Max + HSDR 4 (printed license key)
- T199044; FLIR ResearchIR Max + HSDR 4 Upgrade (printed license key)
- T198696; FLIR ResearchIR Max 4 (hardware sec. dev.)
- T199013; FLIR ResearchIR Max 4 (printed license key)
- T199043; FLIR ResearchIR Max 4 Upgrade (printed license key)
- T198731; FLIR ResearchIR Standard 4 (hardware sec. dev.)
- T199012; FLIR ResearchIR Standard 4 (printed license key)
- T199042; FLIR ResearchIR Standard 4 Upgrade (printed license key)
- T199233; FLIR Atlas SDK for .NET
- T199234; FLIR Atlas SDK for MATLAB




# Camera housing



FLIR				A3				T128849			
Modified 2015-09-17				Check JOTA				Drawing No. T128849			
Denomination Basic dimensions FLIR T10xx				Scale 1:2				Sheet 1(7)			
Drawn by R&D Thermography				Size A3				Size D			

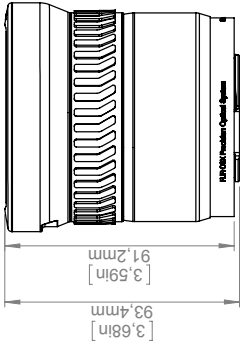
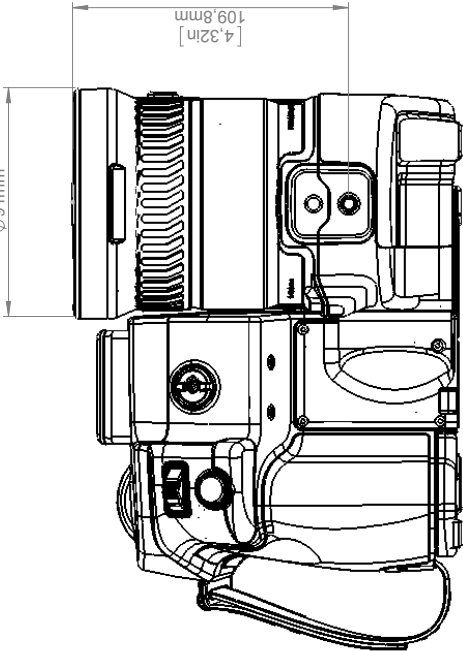
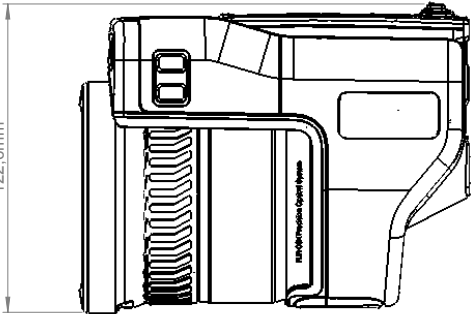
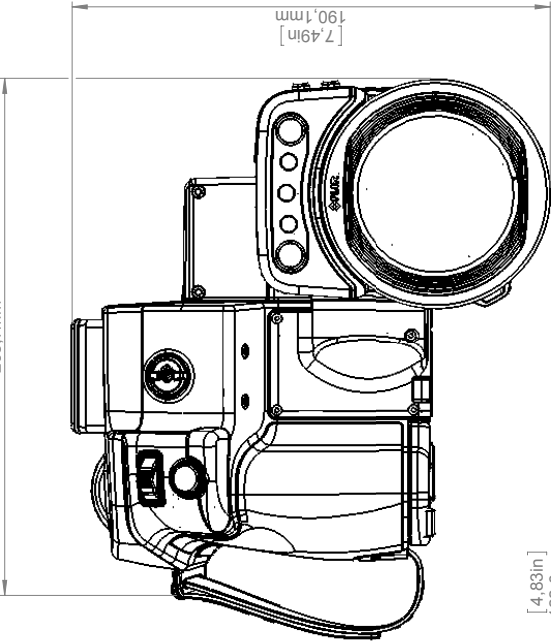
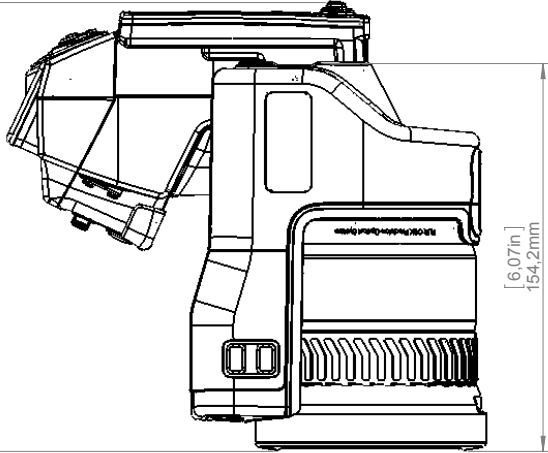


© 2012, FLIR Systems, Inc. All rights reserved worldwide. No part of this drawing may be reproduced, stored in a retrieval system, or transmitted in any form, or by any means, electronic, mechanical, photocopying, recording, or otherwise, without written permission from FLIR Systems, Inc. Specifications subject to change without further notice. Dimensional data is based on nominal values. Products may be subject to regional market considerations. License procedures may apply. Product may be subject to US Export Regulations. Please refer to exportquestions@flir.com with any questions. Diversion contrary to US law is prohibited.

Modified 2015-09-17 Denomination		Check JOTA	Drawn by R&D Thermography	Size A3		Scale 1:2		 Sheet 2(7)		Drawing No. T128849		Size D	
Basic dimensions FLIR T10xx													

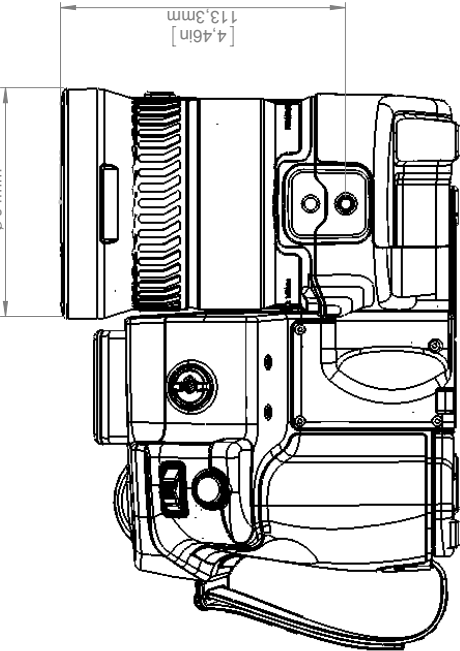
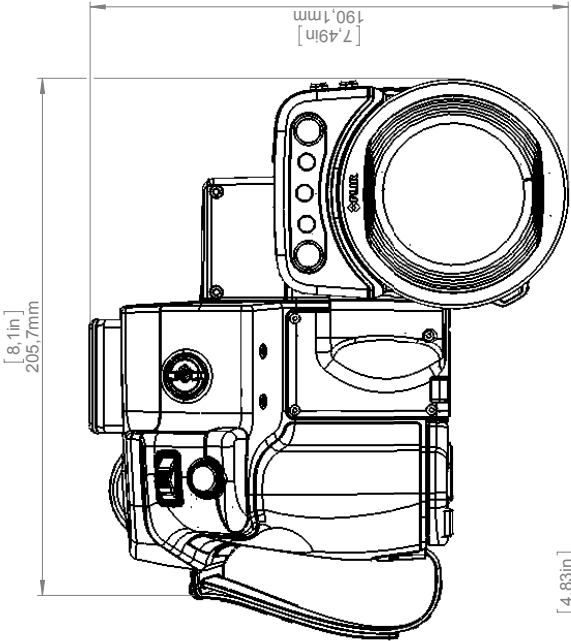
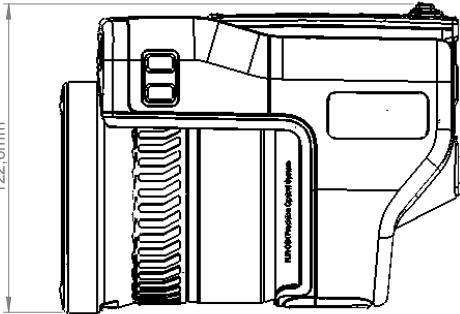
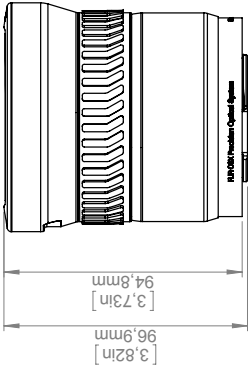
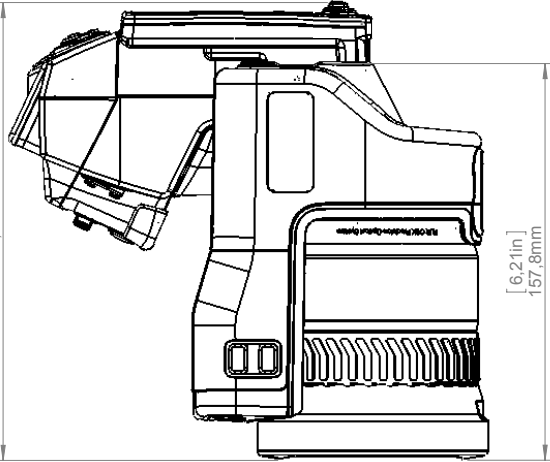


IR-LENS 28° (f=36mm)



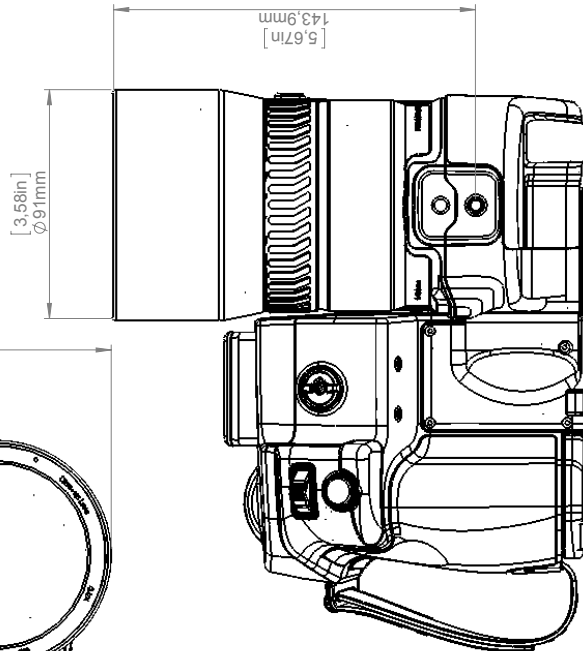
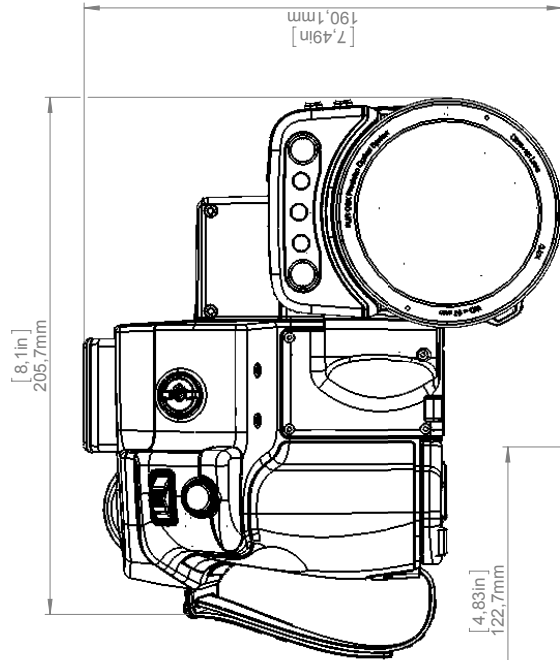
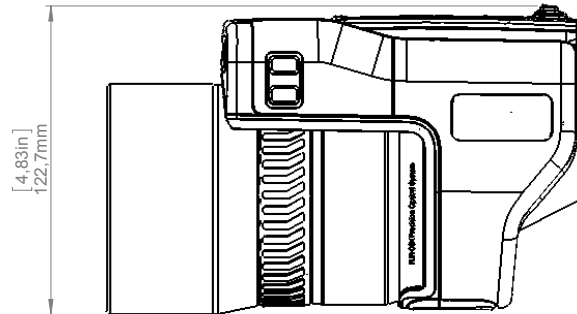
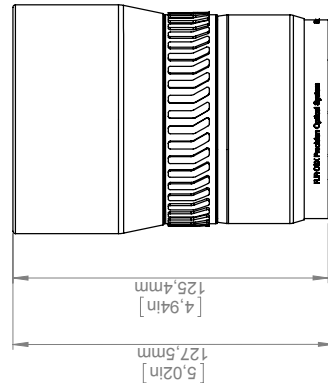
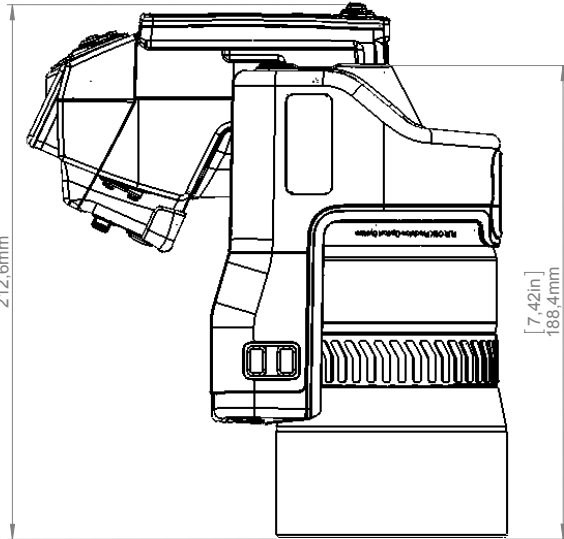
Modified 2015-09-17 Denomination			Check JOTA	Drawn by R&D Thermography	FLIR		
Basic dimensions FLIR T10xx			Size A3		Drawing No. T128849		
			Scale 1:2		Sheet 3(7)		
					Size D		

IR-LENS 45° (f=21,2mm)



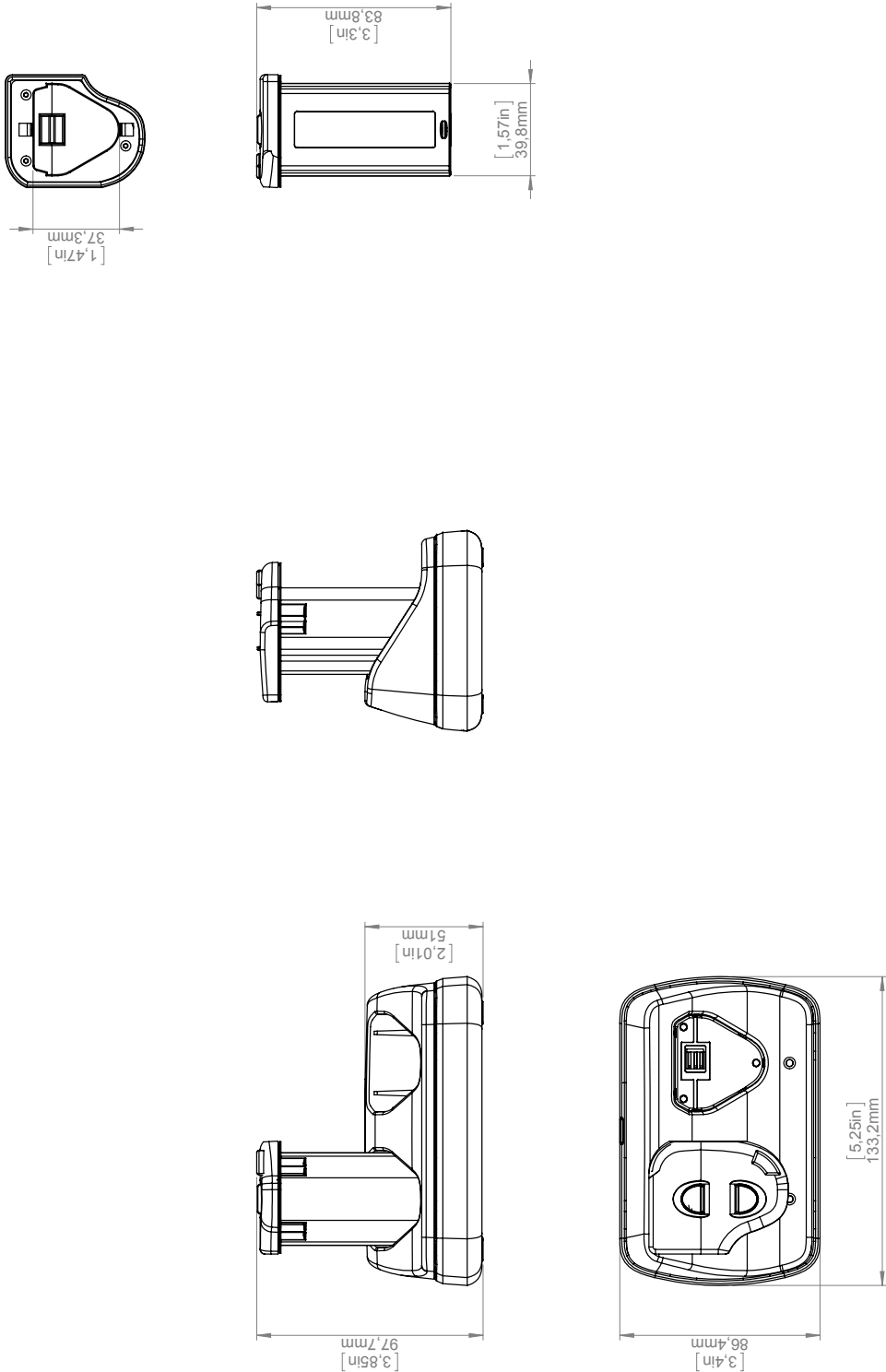
Modified 2015-09-17 Denomination			Check JOTA	Drawn by R&D Thermography	FLIR <sup>™</sup>		
Size A3			Scale 1:2			Sheet 4(7)	
Drawing No. T128849			Size D			Basic dimensions FLIR T10xx	

## IR-LENS CLOSE-UP (3X)



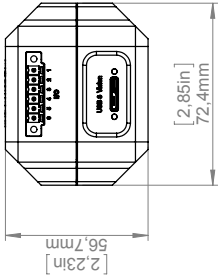
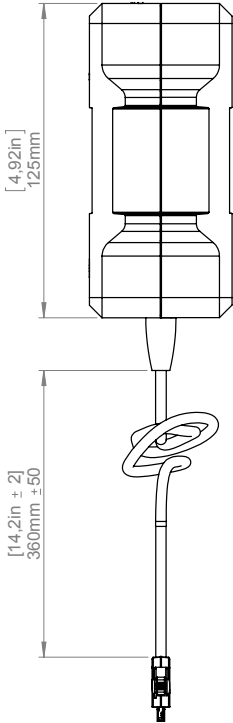
Modified 2015-09-17	Check JOTA	Drawn by R&D Thermography	
<div> <div>Size</div> <div>A3</div> </div>			
<div> <div>Scale</div> <div>1:2</div> </div>			
<div> <div>Sheet</div> <div>5(7)</div> </div>			
<div> <div>Drawing No.</div> <div>T128849</div> </div>			<div> <div>Size</div> <div>D</div> </div>

# Battery Charger



Modified 2015-09-17	Check JOTA	Drawn by R&D Thermography	FLIR	
Denomination		Size A3	Scale 1:2	Sheet 6(7)
Basic dimensions FLIR T10xx		Drawing No. T128849	Size D	

High-Speed Interface



Modified 2015-09-17	Check JOTA	Drawn by R&D Thermography	FLIR	
Denomination		Size A3	Scale 1:2	Sheet 7(7)
Basic dimensions FLIR T10xx		Drawing No.	T128849	
		Size	D	

September 17, 2015 AQ320143

## CE Declaration of Conformity

This is to certify that the System listed below have been designed and manufactured to meet the requirements, as applicable, of the following EU-Directives and corresponding harmonising standards. The systems consequently meet the requirements for the CE-mark.

### Directives:


<b>Directive 2004/108/EC;</b>	<b>Electromagnetic Compatibility</b>
<b>Directive 2006/95/EC;</b>	<b>"Low voltage Directive"</b>
<b>Directive 1999/5/EC</b>	<b>"R&amp;TTE on radio equipment and telecommunications terminal equipment"</b>
<b>Directive 2002/96/EC</b>	<b>Waste electrical and electronic equipment; WEEE</b> (As applicable)

### Standards:

<b>Emission:</b>	<b>EN 61000-6-3; Electro magnetic Compatibility</b> <b>EN 301489-1 Generic standards - Emission</b> <b>EN 301489-17</b>
<b>Immunity:</b>	<b>EN 61000-6-2; Electro magnetic Compatibility;</b> <b>EN 301489-1 Generic standards – Immunity</b> <b>EN 301489-17</b>
<b>Safety:</b>	<b>EN 60950-1; Information technology equipment</b> <b>Safety</b>
<b>Laser:</b>	<b>EN 60825-1; Safety of laser products</b>
<b>Radio</b>	<b>ETSI EN 300 328</b>

**System: FLIR T1XXX series**

FLIR Systems AB  
Quality Assurance



Björn Svensson  
Director