

P/N: 48201-1001

Copyright

© 2016, FLIR Systems, Inc.

All rights reserved worldwide. Names and marks appearing herein are either registered trademarks or trademarks of FLIR Systems and/or its subsidiaries. All other trademarks, trade names or company names referenced herein are used for identification only and are the property of their respective owners.

Document identity

Publ. No.: 48201-1001

Release:

Commit: 35207

Language: en-US

Modified: 2016-04-27

Formatted: 2016-04-27

Website

<http://www.flir.com>

Customer support

<http://support.flir.com>

Disclaimer

Specifications subject to change without further notice. Camera models and accessories subject to regional market considerations. License procedures may apply. Products described herein may be subject to US Export Regulations. Please refer to exportquestions@flir.com with any questions.



General description

The FLIR A300 offers an affordable and accurate temperature measurement solution for anyone who needs to solve problems that do not call for the highest speed or reaction and who uses a PC. Due to its composite video output, it is also an excellent choice for thermal image automation applications, where you can utilize its unique properties such as looking through steam.

Key features:

- MPEG-4 streaming.
- PoE (Power over Ethernet).
- Built-in web server.
- General purpose I/O.
- 100 Mbps Ethernet (100 m cable, wireless, fiber, etc.).
- Synchronization through SNTP.
- Composite video output.
- Multi-camera utility software: FLIR IP Config and FLIR IR Monitor included.
- Open and well-described TCP/IP protocol for control and set-up.
- 16-bit 320 × 240 pixel images at 3 Hz, radiometric.
- Lenses: 25° included, 15° and 45° optional.

Typical applications:

- Fire prevention, critical vessel monitoring, and power utility asset management.
- Volume-oriented industrial control (multi-camera installation is possible).


Imaging and optical data

IR resolution	320 × 240 pixels
Thermal sensitivity/NETD	< 0.05°C @ +30°C (+86°F) / 50 mK
Field of view (FOV)	25° × 18.8°
Minimum focus distance	0.4 m (1.31 ft.)
Focal length	18 mm (0.7 in.)
Spatial resolution (IFOV)	1.36 mrad
Lens identification	Automatic
F-number	1.3
Image frequency	30 Hz
Focus	Automatic or manual (built in motor)
Zoom	1–8× continuous, digital, interpolating zooming on images

P/N: 48201-1001

© 2016, FLIR Systems, Inc.

#48201-1001; r. /35207; en-US

Detector data	
Detector type	Focal plane array (FPA), uncooled microbolometer
Spectral range	7.5–13 μm
Detector pitch	25 μm
Detector time constant	Typical 12 ms
Measurement	
Object temperature range	<ul style="list-style-type: none"> –20 to +120°C (–4 to +248°F) 0 to +350°C (+32 to +662°F)
Accuracy	$\pm 2^\circ\text{C}$ ($\pm 3.6^\circ\text{F}$) or $\pm 2\%$ of reading
Set-up	
Color palettes	Color palettes (BW, BW inv, Iron, Rain)
Set-up commands	Date/time, Temperature ($^\circ\text{C}/^\circ\text{F}$)
Storage of images	
Storage media	Built-in memory for image storage
File formats	Standard JPEG, 16-bit measurement data included
Ethernet	
Ethernet	Control and image
Ethernet, type	100 Mbps
Ethernet, standard	IEEE 802.3
Ethernet, connector type	RJ-45
Ethernet, communication	TCP/IP socket-based FLIR proprietary
Ethernet, video streaming	MPEG-4, ISO/IEC 14496-1 MPEG-4 ASP@L5
Ethernet, image streaming	16-bit 320 \times 240 pixels @ 3 Hz <ul style="list-style-type: none"> Radiometric
Ethernet, power	Power over Ethernet, PoE IEEE 802.3af class 0. <div>  NOTE In cameras manufactured before 2013, due to an error in the implementation of power over Ethernet, in some rare cases the camera will not be powered. In such cases, power the camera using the external power cable, or modify the camera according to Service bulletin SB14-006. For modification, please contact your local service department. See http://support.flir.com/service for contact details. </div>
Ethernet, protocols	TCP, UDP, SNTP, RTSP, RTP, HTTP, ICMP, IGMP, ftp, SMTP, SMB (CIFS), DHCP, MDNS (Bonjour), uPnP

P/N: 48201-1001

© 2016, FLIR Systems, Inc.

#48201-1001; r. /35207; en-US

Digital input/output	
Digital input, purpose	Image tag (start/stop/general), Input ext. device (programmatically read)
Digital input	2 opto-isolated, 0–1.5 V = low, 3–25 V = high
Digital output, purpose	Output to ext. device (programmatically set)
Digital output	2 opto-isolated, ON = supply (max. 100 mA), OFF = open
Digital I/O, isolation voltage	500 VRMS
Digital I/O, supply voltage	6–24 VDC, max. 200 mA
Digital I/O, connector type	6-pole jackable screw terminal
Composite video	
Video out	Composite video output, PAL and NTSC compatible
Video, standard	CVBS (ITU-R-BT.470 PAL/SMPTE 170M NTSC)
Video, connector type	Standard BNC connector
Power system	
External power operation	12/24 VDC, 24 W absolute max.
External power, connector type	2-pole jackable screw terminal
Voltage	Allowed range 10–30 VDC
Environmental data	
Operating temperature range	–15°C to +50°C (+5°F to +122°F)
Storage temperature range	–40°C to +70°C (–40°F to +158°F)
Humidity (operating and storage)	IEC 60068-2-30/24 h 95% relative humidity +25°C to +40°C (+77°F to +104°F)
EMC	<ul style="list-style-type: none"> EN 61000-6-2:2001 (Immunity) EN 61000-6-3:2001 (Emission) FCC 47 CFR Part 15 Class B (Emission)
Encapsulation	IP 40 (IEC 60529)
Shock	25 g (IEC 60068-2-27)
Vibration	2 g (IEC 60068-2-6)
Physical data	
Weight	0.7 kg (1.54 lb.)
Camera size (L × W × H)	170 × 70 × 70 mm (6.7 × 2.8 × 2.8 in.)
Tripod mounting	UNC ¼"-20 (on three sides)
Base mounting	2 × M4 thread mounting holes (on three sides)
Housing material	Aluminum

P/N: 48201-1001

© 2016, FLIR Systems, Inc.

#48201-1001; r. /35207; en-US

Shipping information	
Packaging, type	Cardboard box
List of contents	<ul style="list-style-type: none"> • Infrared camera with lens • Ethernet cable • Mains cable • Power cable, pig-tailed • Power supply • Printed documentation • Utility CD-ROM
Packaging, weight	
Packaging, size	495 × 370 × 192 mm (19.5 × 14.6 × 7.6 in.)
EAN-13	7332558003336
UPC-12	845188003081
Country of origin	Sweden

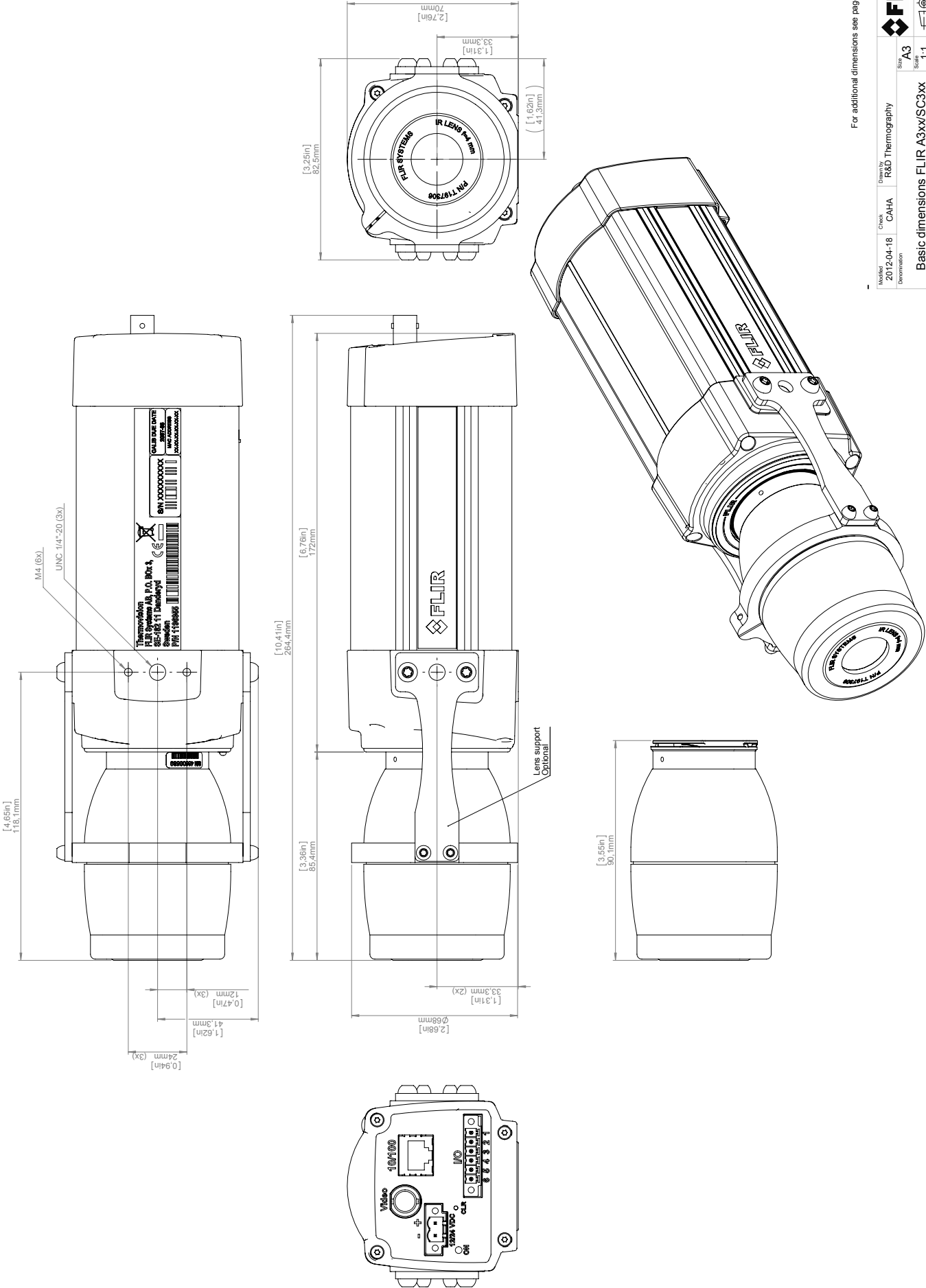
Supplies & accessories:

- 1196961; IR lens, f = 30 mm, 15° incl. case
- 1196960; IR lens, f = 10 mm, 45° incl. case
- T197215; Close-up 4× (100 µm) incl. case
- T197214; Close-up 2× (50 µm) incl. case
- T197407; IR lens, 76 mm (6°) with case and mounting support for A3xx, A3xxsc
- T197411; IR lens, 4 mm (90°) with case and mounting support for A3xx, A3xxsc
- T197415; Close-up 1× (25 µm) incl. case and mounting support for A3xx, A3xxsc
- T197000; High temp. option +1200°C (+2192°F)
- 1910400; Power cord EU
- 1910401; Power cord US
- 1910402; Power cord UK
- T910922; Power supply, incl. multi plugs, for A3xx, A3xxsc, A6xx and A6xxsc
- T911182; Power supply for A3xx f, IP66
- T951004ACC; Ethernet cable CAT6, 2 m/6.6 ft.
- T911307ACC; Ethernet cable, CAT6, 2 m/6.6 ft, 1 screw connector
- 1910586ACC; Power cable, pigtailed
- 908929; Video cable, 3.0 m/9.8 ft.
- T197871ACC; Hard transport case for A3xx/A6xx series
- T197870ACC; Cardboard box for A3xx/A6xx series
- 61301-0002; Fixed Housing for A3xx 25°/45°/90°
- 61301-0001; Fixed Housing for A3xx 7°/15°
- T198584; FLIR Tools
- T198583; FLIR Tools+ (download card incl. license key)
- DSW-10000; FLIR IR Camera Player
- APP-10002; FLIR Tools Mobile (Android Application)
- T199233; FLIR Atlas SDK for .NET
- T199234; FLIR Atlas SDK for MATLAB
- T198567; ThermoVision™ System Developers Kit Ver. 2.6
- T198566; ThermoVision™ LabVIEW® Digital Toolkit Ver. 3.3

Camera with built-in IR lens f=18 mm (25°)



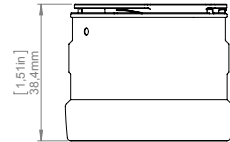
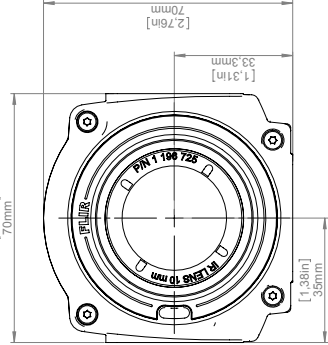
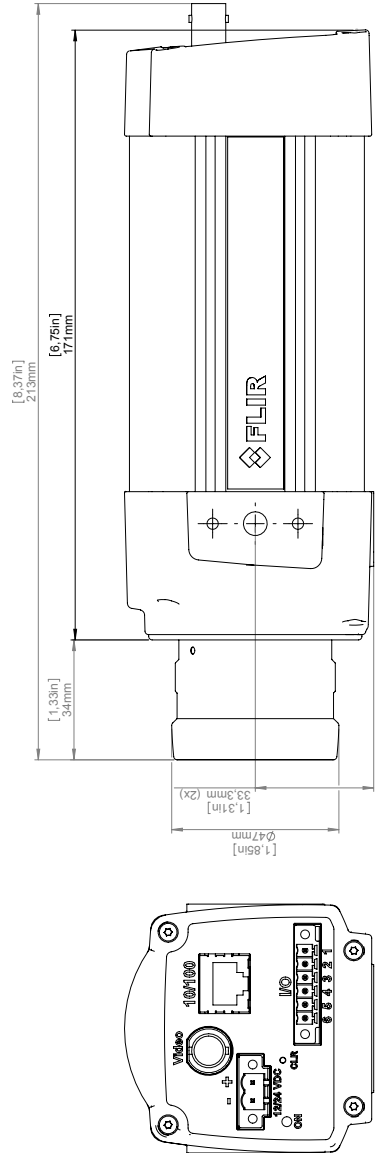
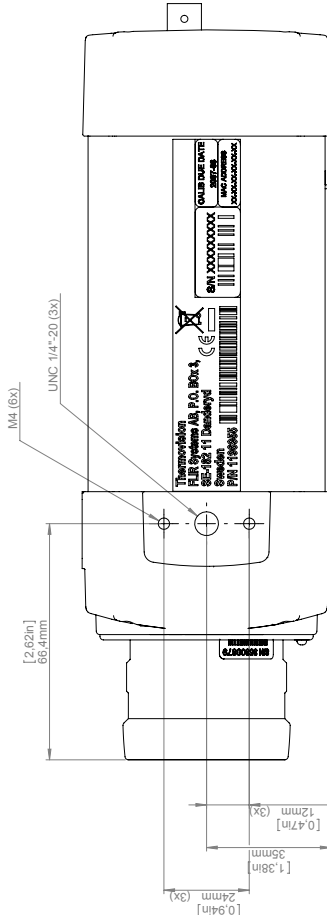
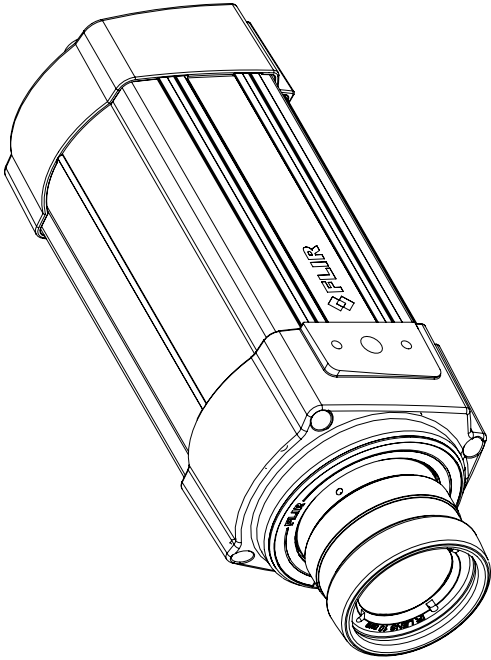
Camera with Lens IR f=4 mm (90°) incl support



For additional dimensions see page 1

Model	Check	Drawn by	FLIR
2012-04-18	CAHA	R&D Thermography	
Denomination			
Basic dimensions FLIR A3xx/SC3xx			
Size	A3	Sheet	2(e)
Scale	1:1	Drawing No.	T125002
Size	A		

Camera with Lens IR f=10 mm (45°)

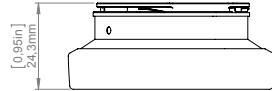
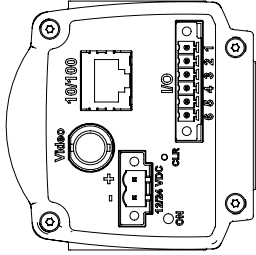
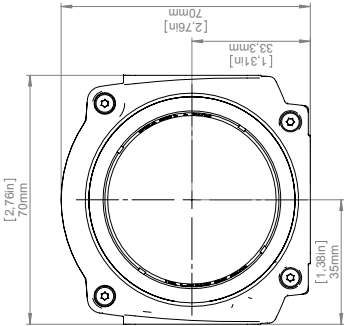
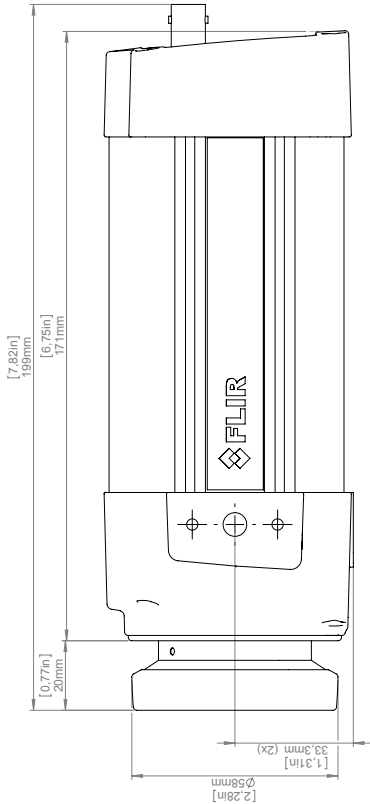
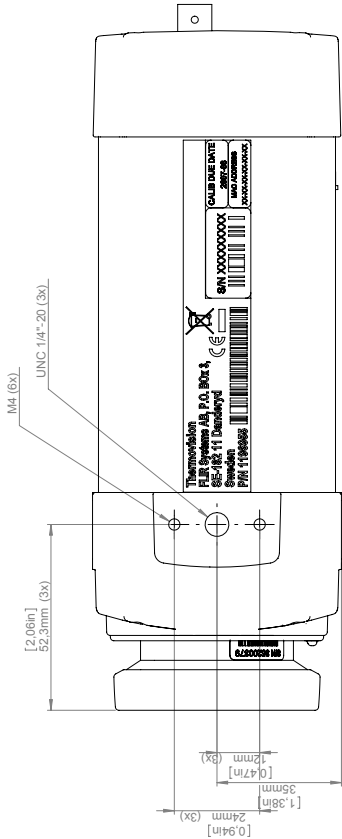
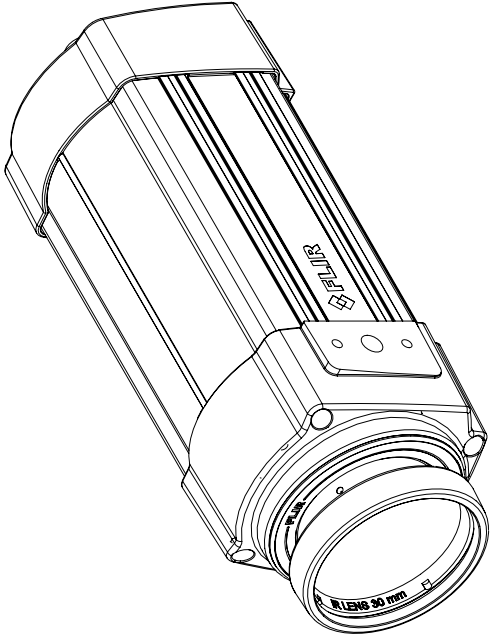


For additional dimensions see page 1

Model	Check	Drawn by	FLIR
2012-04-18	CAHA	R&D Thermography	
Denomination			
Size	A3	Scale	1:1
Sheet	3(e)	Drawing No.	T125002
Size	A		

Basic dimensions FLIR A3xx/SC3xx

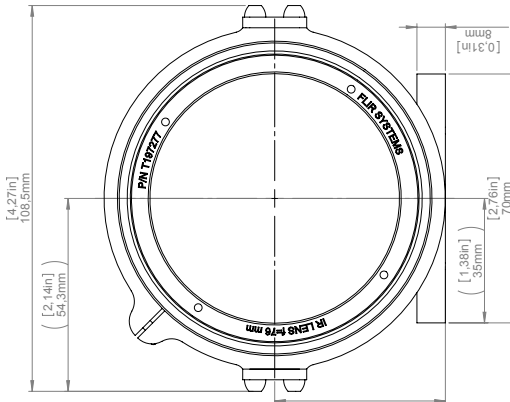
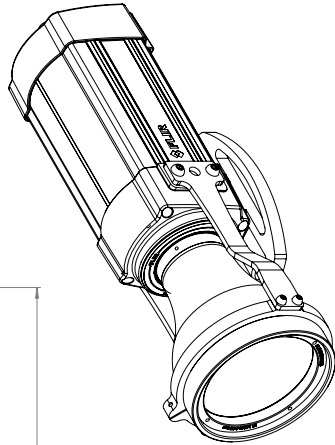
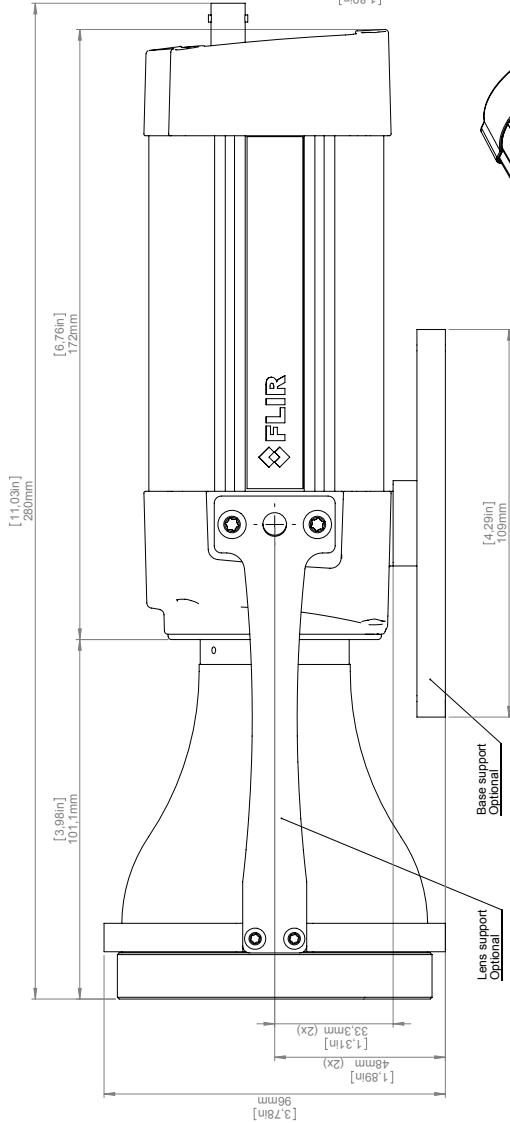
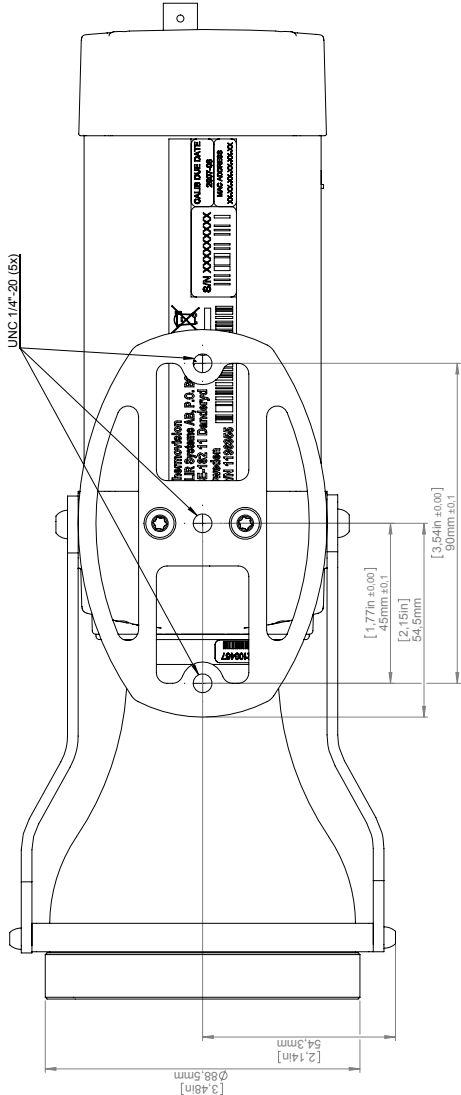
Camera with Lens IR f=30 mm (15°)



For additional dimensions see page 1

Model	2012-04-18	Check	CAHA	Drawn by	R&D Thermography	Size	A3	Sheet	4(6)
Denomination	Basic dimensions FLIR A3xx/SC3xx				Scale	1:1	Drawing No.	T125002	Size
				FLIR					

Camera with Lens IR f=76 mm (6") incl support

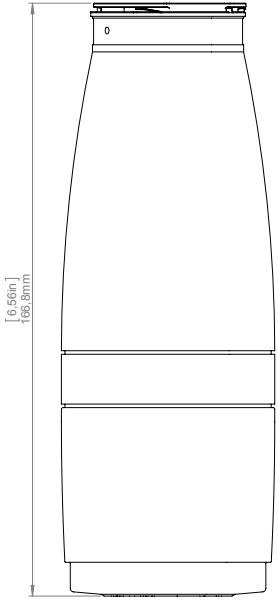
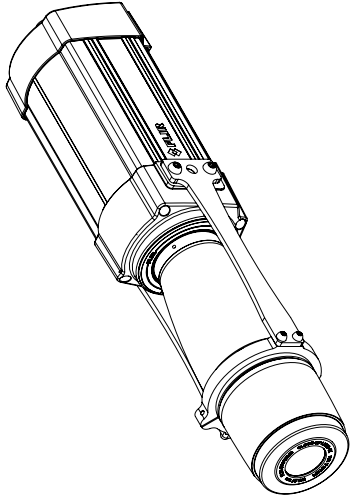
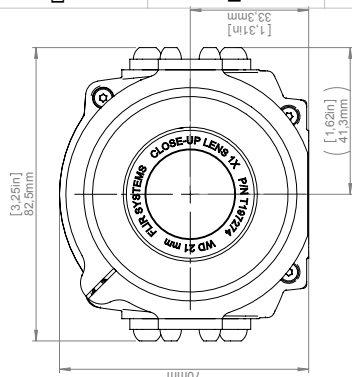
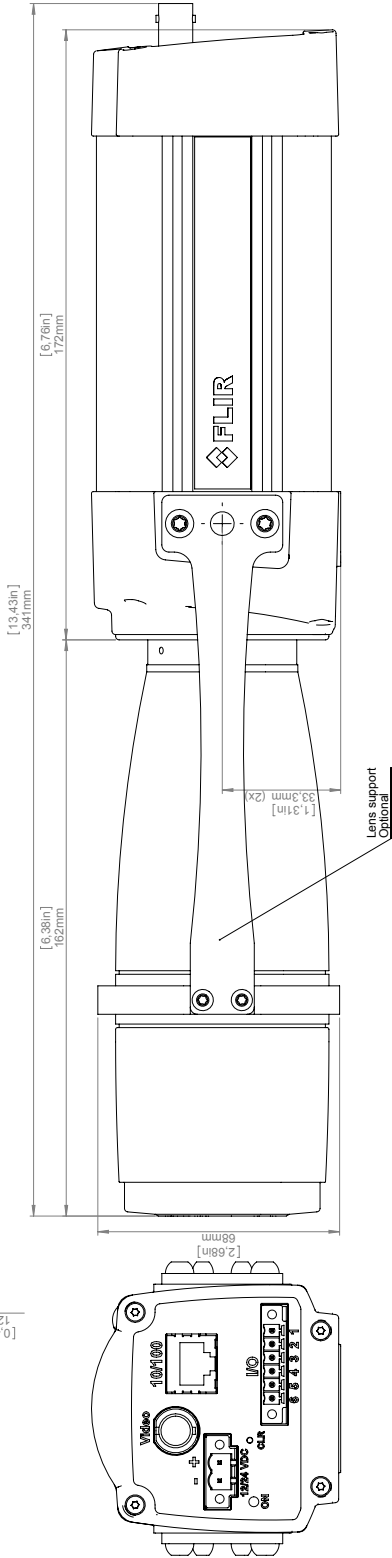
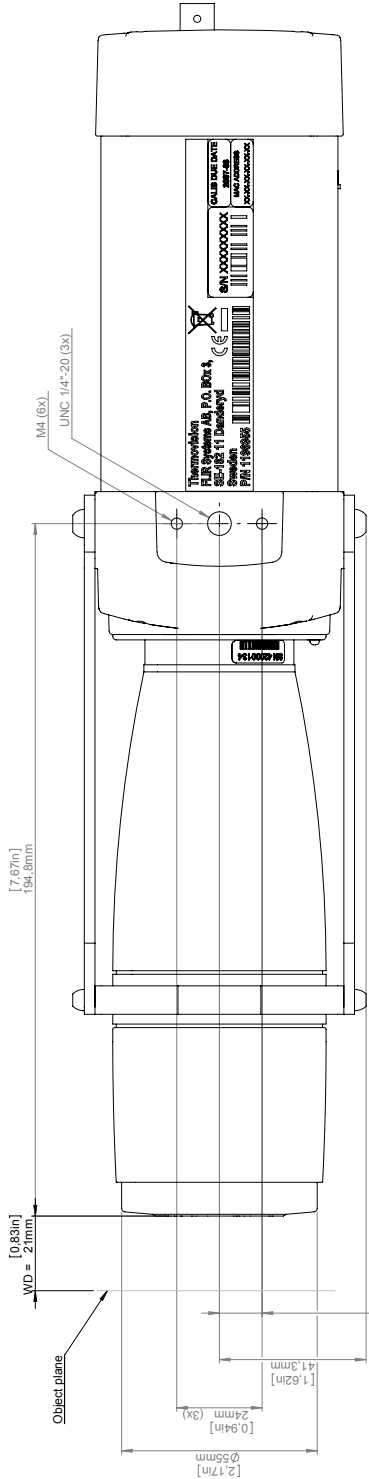


For additional dimensions see page 1

Model	Check	Drawn by	FLIR
2012-04-18	CAHA	R&D Thermography	
Denomination			
Size	Scale	Sheet	
A3	1:1	5(6)	
Drawing No.			
T125002			

Basic dimensions FLIR A3xx/SC3xx

Camera with Close-up lens 1X (25 µm) incl support

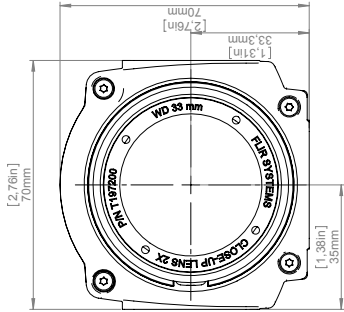
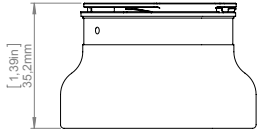
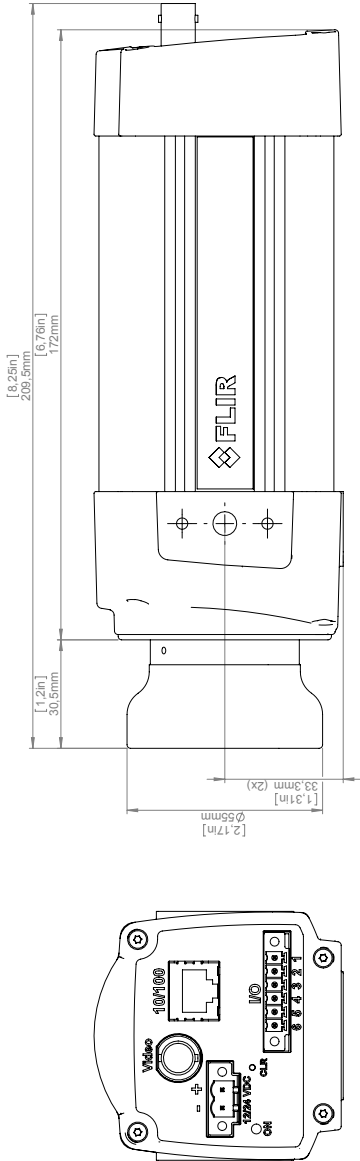
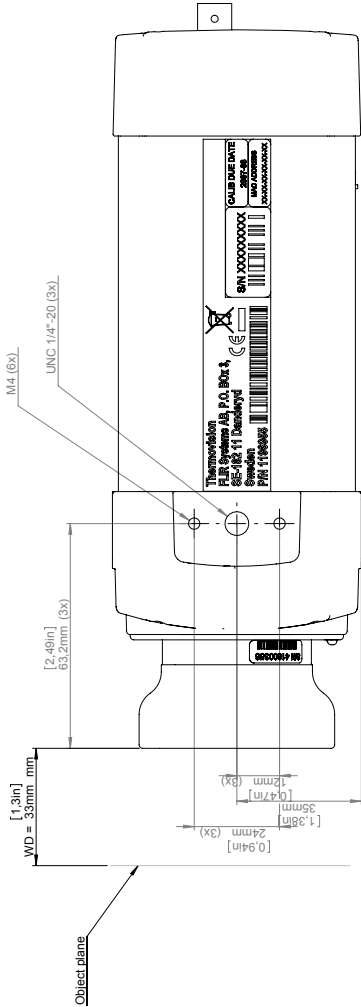
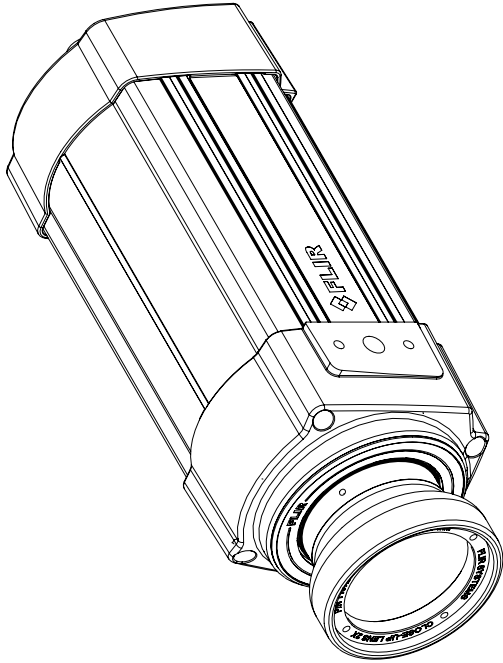


For additional dimensions see page 1

Model	Check	Drawn by	FLIR
2012-04-18	CAHA	R&D Thermography	
Denomination		Size	A3
		Scale	1:1
		Sheet	6(6)
		Drawing No.	T125002
		Size	A

Basic dimensions FLIR A3xx/SC3xx

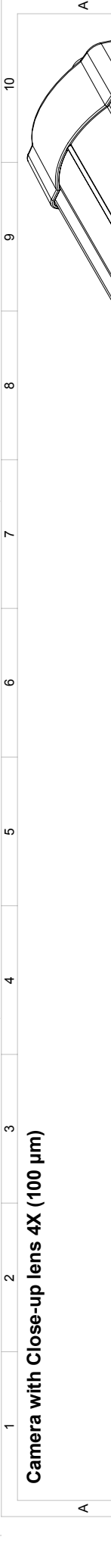
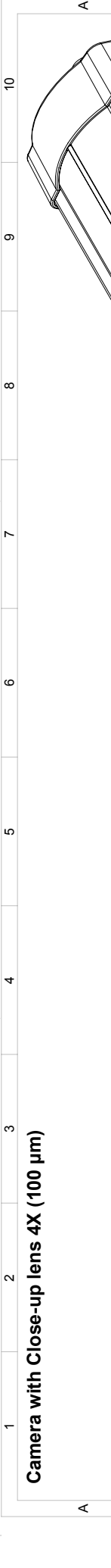
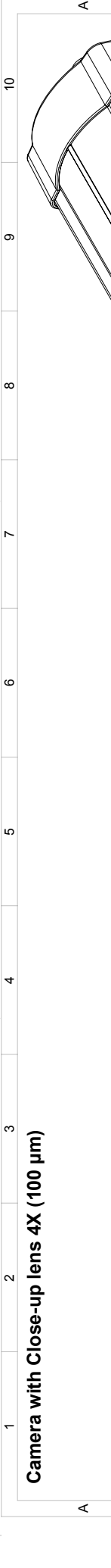
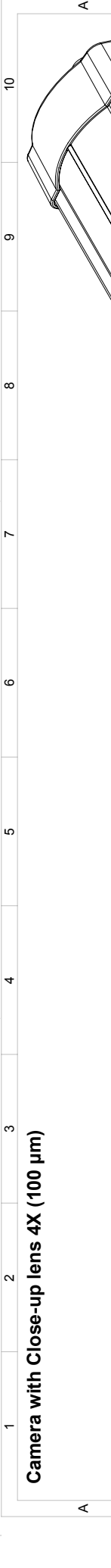
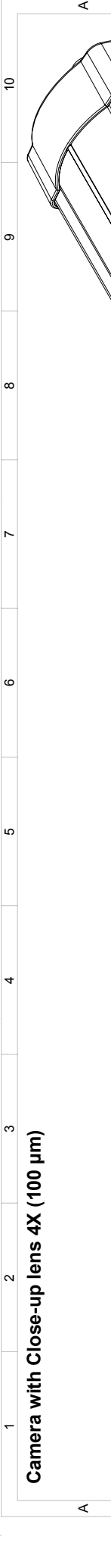
Camera with Close-up lens 2X (50 µm)



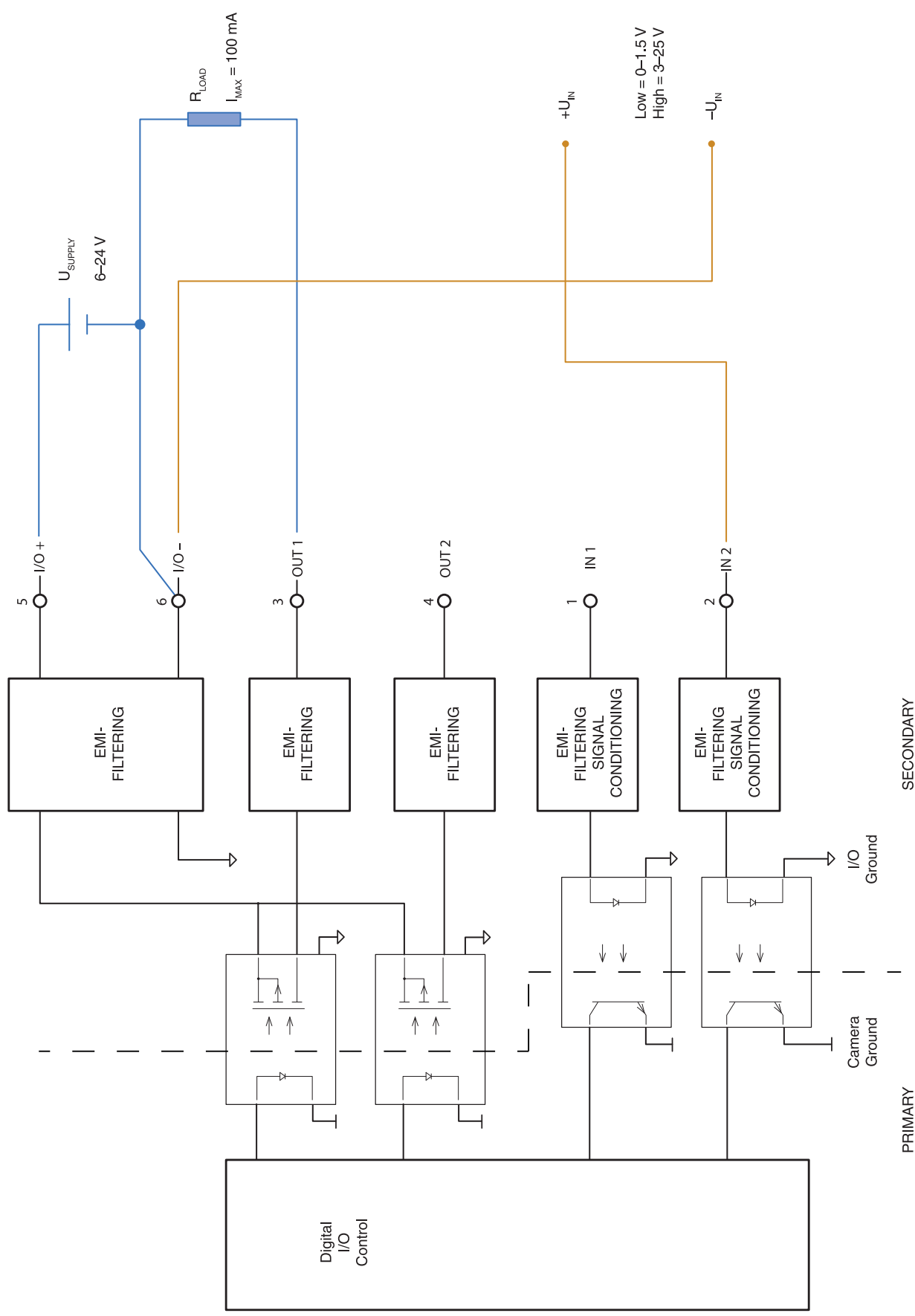
For additional dimensions see page 1

Model	Check	Drawn by	FLIR
2012-04-18	CAHA	R&D Thermography	
Denomination			
Size	A3		
Scale	1:1		
Sheet	7(e)		
Drawing No.	T125002		
Size	A		

Basic dimensions FLIR A3xx/SC3xx



Digital I/O connection diagrams for FLIR A3xx/A6xx series



October 28, 2011

AQ115813

Certificate of Conformity

This is to certify that the System listed below has been designed and manufactured to meet the requirements, as applicable, of the following EU-Directives and corresponding harmonising standards. The systems consequently meet the requirements for the CE-mark.

Directives:


Directive 2004/108/EC;	Electromagnetic Compatibility
Directive 2006/95/EC;	"Low voltage Directive" (Power Supply)
Directive 2002/96/EC	Waste electrical and electronic equipment; WEEE (As applicable)

Standards:

Emission:	EN 61000-6-3; Electromagnetic Compatibility Generic standards - Emission
Immunity:	EN 61000-6-2; Electromagnetic Compatibility; Generic standards – Immunity
Safety (Power Supply):	EN 60950 (or other) Safety of information technology equipment

System: FLIR A3xx Series

FLIR Systems AB
Quality Assurance



Olof Gawell
Director

The Forward Looking Infrared Company